

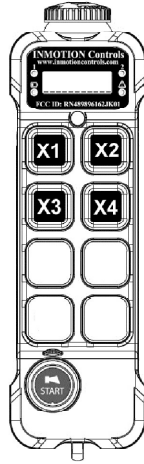
Copy from an original K400/404 Transmitter to a New Transmitter

Step 1

Turn both Transmitters "Off" by pressing the EMO button.

Step 2

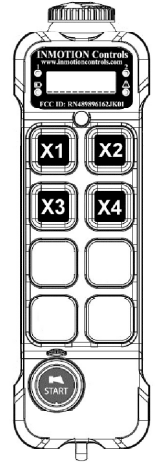
Press **X3** then press **X4** alternately four times. The Status LED will flash red and green.
Press **X1+X3+X4** together at the same time > 5 seconds. The "1" and "2" LED will flash rapidly, release the button.



Original

Step 3

Press **X3** then press **X4** alternately four times. The Status LED will flash red and green.
Press **X2+X3+X4** together at the same time > 5 seconds. The "1" and "2" will stay on solid, release the button. Done!



New Copy

Make sure the distance between Transmitters is more than 2 feet while copying.


Copy from original K400/404 Receiver to a New Transmitter

Step 1

Power the Receiver.
Press the SYNC. Button >3 seconds. The Status LED will flash.



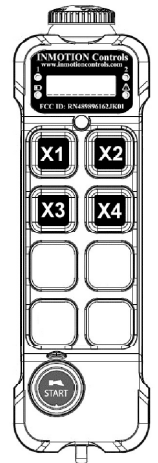
Warning against electrical voltage



SYNC.

Step 2

Press **X3** then press **X4** alternately four times. The Status LED will flash red and green.
Press **X2+X3** together at the same time > 5 seconds. The "1" and "2" will stay on solid, release the button. Done!



New Copy

Make sure the distance between Transmitter and Receiver is more than 2 feet while copying.


Copy from original K400/404 Transmitter to a New Receiver

Step 1

Power the Receiver.
Press the SYNC. Button >3 seconds. The Status LED will flash.



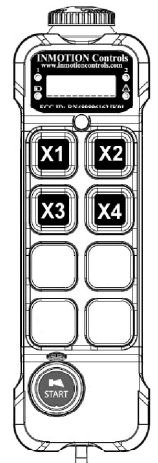
Warning against electrical voltage



SYNC.

Step 2

Press **X3** then press **X4** alternately four times. The Status LED will flash red and green.
Press **X1+X3** together at the same time > 5 seconds. The "1" and "2" will stay on solid, release the button. Done!



New Copy

Make sure the distance between Transmitter and Receiver is more than 2 feet while copying.