

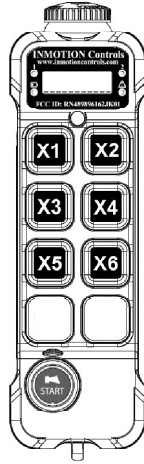
# Copy from an original K600/606 Transmitter to a New Transmitter

## Step 1

Turn both Transmitters "Off" by pressing the EMO button.

## Step 2

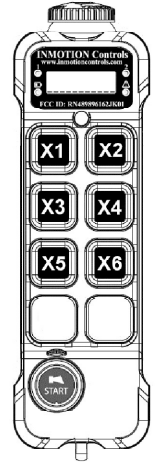
Press **X5** then press **X6** alternately four times. The Status LED will flash red and green.  
Press **X1+X5+X6** together at the same time > 5 seconds. The "1" and "2" LED will flash rapidly, release the button.



Original

## Step 3

Press **X5** then press **X6** alternately four times. The Status LED will flash red and green.  
Press **X2+X5+X6** together at the same time > 5 seconds. The "1" and "2" will stay on solid, release the button. Done!



New Copy

Make sure the distance between Transmitters is more than 2 feet while copying.


# Copy from original K600/606 Receiver to a New Transmitter

## Step 1

Power the Receiver.  
Press the SYNC. Button >3 seconds. The Status LED will flash.



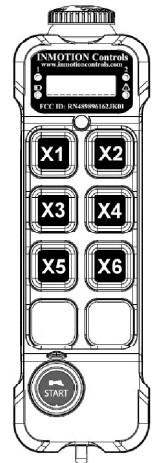
Warning against electrical voltage



SYNC.

## Step 2

Press **X5** then press **X6** alternately four times. The Status LED will flash red and green.  
Press **X2+X5** together at the same time > 5 seconds. The "1" and "2" will stay on solid, release the button. Done!



New Copy

Make sure the distance between Transmitter and Receiver is more than 2 feet while copying.


# Copy from original K600/606 Transmitter to a New Receiver

## Step 1

Power the Receiver.  
Press the SYNC. Button >3 seconds. The Status LED will flash.




Warning against electrical voltage



SYNC.

## Step 2

Press **X5** then press **X6** alternately four times. The Status LED will flash red and green.  
Press **X1+X5** together at the same time > 5 seconds. The "1" and "2" will stay on solid, release the button. Done!



New Copy

Make sure the distance between Transmitter and Receiver is more than 2 feet while copying.